GENERAL PLAN NOTES

A. ALL WOOD STUD PARTITIONS NOT DIMENSIONED ARE TO BE 3 1/2" FOR INTERIOR AND 5 1/2" FOR EXTERIOR WALLS UNLESS OTHERWISE NOTED.
B. ALL INTERIOR DIMENSIONS ARE TO FACE OF STUCO.
C. ALL EXTERIOR DIMENSIONS ARE TO FACE OF STUDS.
D. ALL DIMENSIONS GOVERN OVER SCALE.
E. ALL SMOKE DETECTORS ARE TO BE WIRED IN SUCH A MANNER THAT ACTIVATION OF ONE WILL ACTIVATE THEM ALL.
F. ENCLOSED ACCESSIBLE SPACE UNDER STAIRS SHALL HAVE WALLS AND SOFFITS PROTECTED ON ENCLOSED SIDE WITH 1/2" GYPSUM BOARD.
G. ALL WINDOWS SIZE ARE NOTED IN FEET + INCHES AS MEASURED FROM SASH TO SASH.
H. REFER TO ELEVATIONS FOR WINDOW HEAD HEIGHTS.
I. ALL DOORS ARE TO BE 6'-8" HIGH UNLESS OTHERWISE NOTED.
J. WASHER ALWAYS TO BE ON LEFT SIDE OF DRYER.
K. DISHWASHER ALWAYS TO BE ON RIGHT SIDE OF SINK.

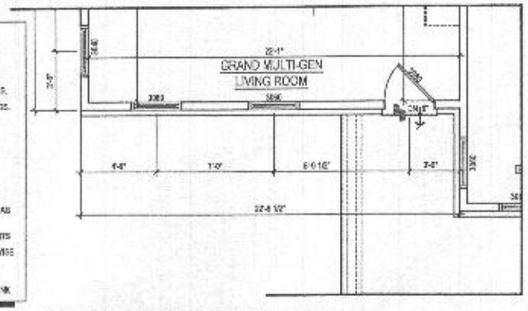

2c A-407 PART. FIRST FLOOR PLAN w/ OPT. 263075 - GRAND MULTI-GEN SUITE ADD.
SCALE: 1/4"=1'-0"
FAIRVIEW
[illegible] SQ. FT.

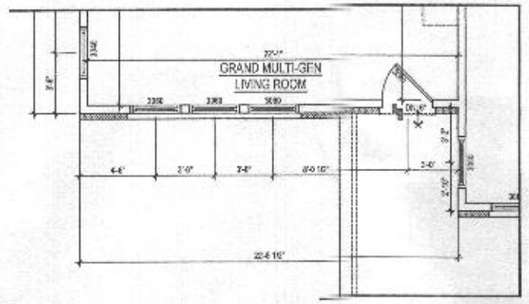

2b A-407 PART. FIRST FLOOR PLAN w/ OPT. 263075 - GRAND MULTI-GEN SUITE ADD.
SCALE: 1/4"=1'-0"
TRADITIONAL
[illegible] SQ. FT.

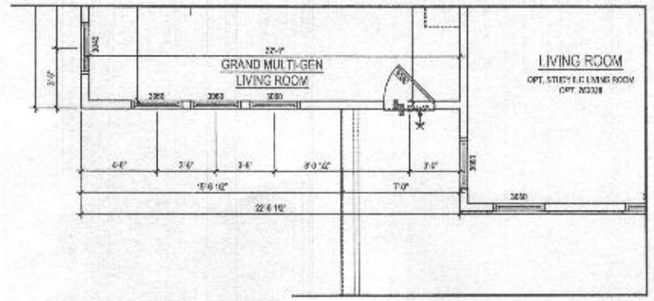

2a A-407 PART. FIRST FLOOR PLAN w/ OPT. 263075 - GRAND MULTI-GEN SUITE ADD.
SCALE: 1/4"=1'-0"
MODERN FARMHOUSE
[illegible] SQ. FT.

ROOF VENTILATION CALCULATIONS - MAIN ROOF

ROOF AREA	=	912.00 SQ. FT.
1/300	=	3.04 SQ. FT.
X 12 X 12	=	437.51 SQ. IN.
50% (INTAKE)	=	218.85 SQ. IN.
SOFFIT VENT - REQUIRED (INTAKE @ 9 SQ. IN./FT.)	=	24.30 FT.
SOFFIT VENT - PROVIDED	=	41.50 FT.
50% (OUTTAKE)	=	218.85 SQ. IN.
RIDGE VENT - PROVIDED	=	12.00 FT.
@ 141 SQ. IN./FT.	=	170.25 FT.
ROOF VENT PROVIDED	=	1
@ 50 SQ. IN./FT.	=	50.00 FT.
TOTAL OUTTAKE PROVIDED	=	220.25 FT.

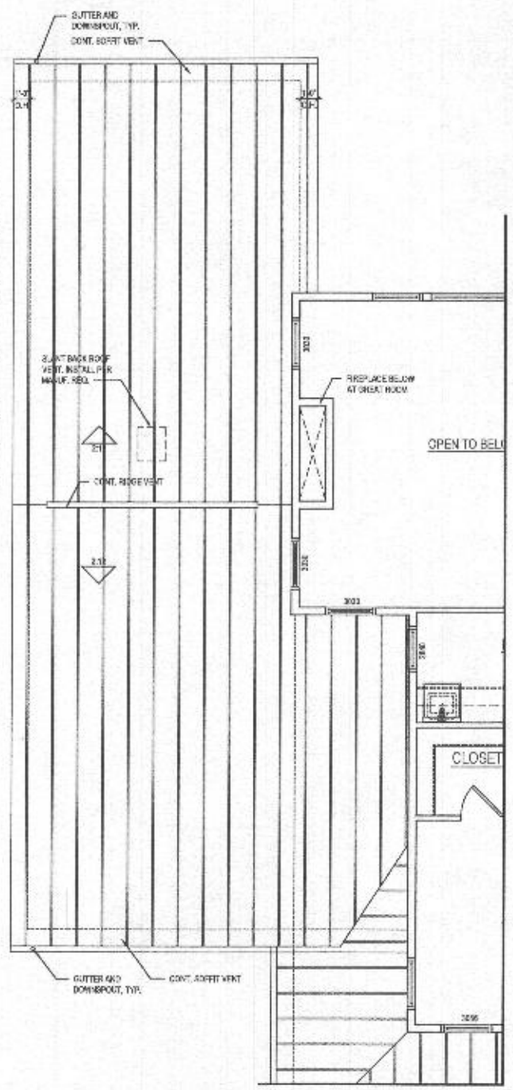

3 A-407 PART. SECOND FLOOR PLAN w/ OPT. 263075 - GRAND MULTI-GEN SUITE ADD.
SCALE: 1/4"=1'-0"

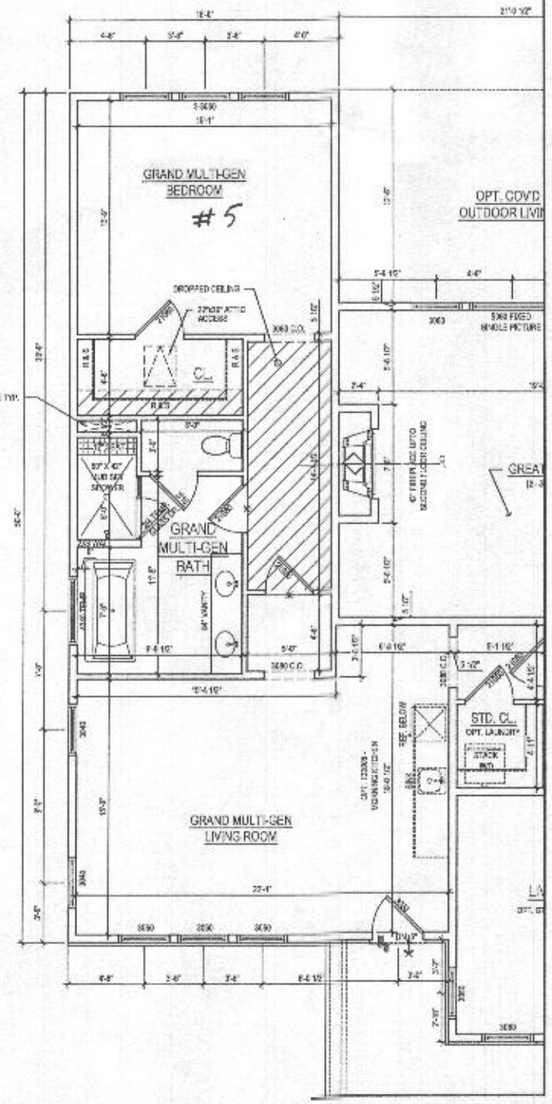

2 A-407 PART. FIRST FLOOR PLAN w/ OPT. 263075 - GRAND MULTI-GEN SUITE ADD.
SCALE: 1/4"=1'-0"
CRAFTSMAN
[illegible] SQ. FT.

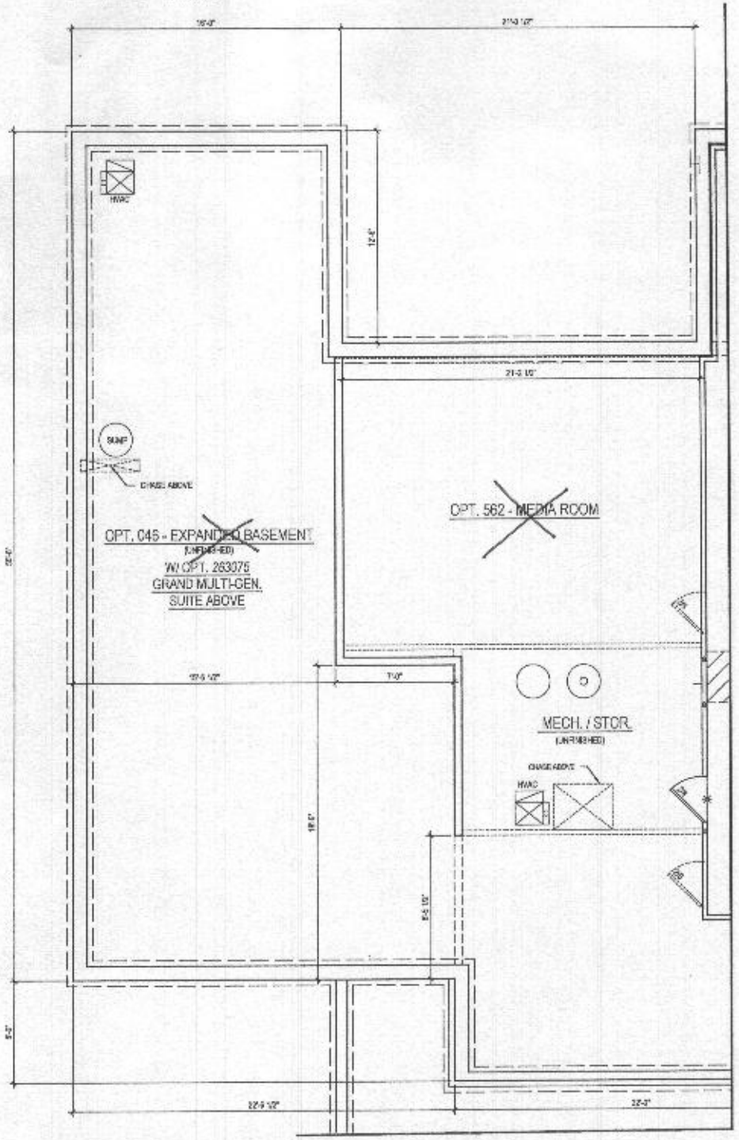

1 A-407 PART. BASEMENT FLOOR PLAN w/ OPT. 263075 - GRAND MULTI-GEN SUITE ADD.
SCALE: 1/4"=1'-0"

Plot By: [illegible]

ARCHITECT:
lessard DESIGN
8521 Leesburg Pike
Suite 700 | Vienna, VA 22182
P:571.830.1800 | F:571.830.1801
www.lessarddesign.com

SEAL & SIGNATURE:

OWNER:
TOLL BROTHERS
19775 BELMONT EXECUTIVE PLAZA
SUITE 250
ASHBURN, VA 20147
P: 571.291.8268
F: 703.327.1736
CONTACT: CHRISTINA LEMLEY
CLEMLEY@tollbrothers.com

PROJECT NAME: KALORAMA

SHEET TITLE: #263075 - GRAND MULTI-GEN SUITE ADDITION

ISSUE / REVISION

NO.	DESCRIPTION	DATE
	DESIGN DEVELOPMENT	01.03.23
	BID SET	09.06.23
	HOLLOW CREEK PERMIT SET	12.22.23
	GRAND MULTI PERMIT SET	12.22.23

PROJECT NO:	TOLLOW
DRAWN BY:	AC & KA
CHECKED BY:	KA & AP
PLOT DATE:	Dec. 22, 2023
FILE NAME:	TOLLOW_A407.dwg

A-407