

Online Permit

Menu

Refine Search

GIS

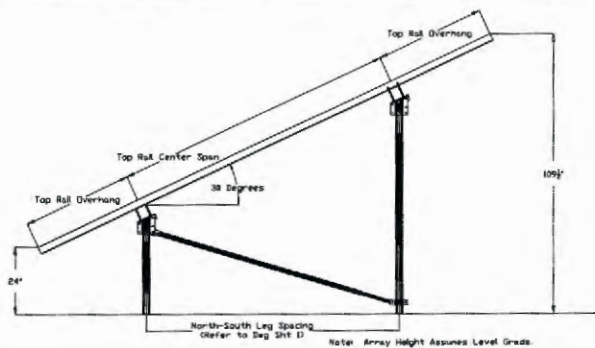
Help

Data Filter: Filter TMP's My Filters

Showing 1 of 1

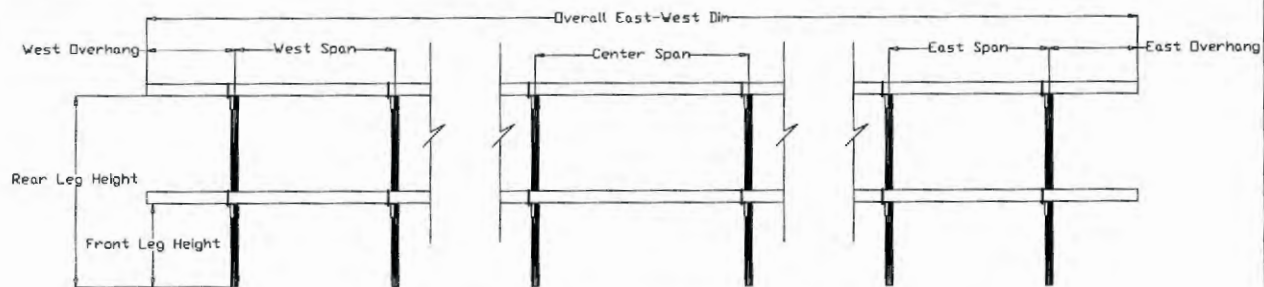
<input type="checkbox"/> <u>Permit #</u>	<u>Status</u>	<u>Record Type Alias</u>	<u>Street #</u>	<u>Street Name</u>	<u>Type</u>	<u>Unit Type</u>	<u>Unit #</u>	<u>City</u>
<input type="checkbox"/> <u>B21002323</u>	Review In Process	Residential Solar Panels	2840	ROLLING FORK	WAY			GLENW

Page of 1



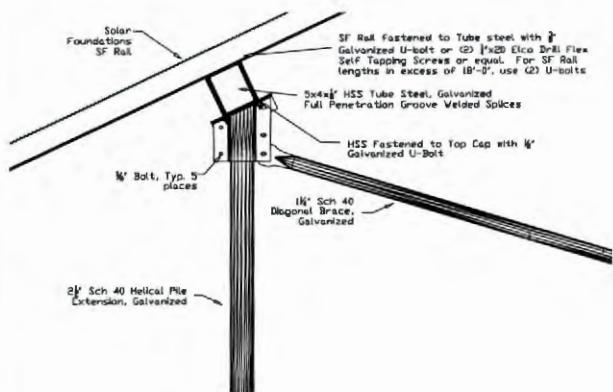
SIDE ELEVATION DETAIL

NOT TO SCALE



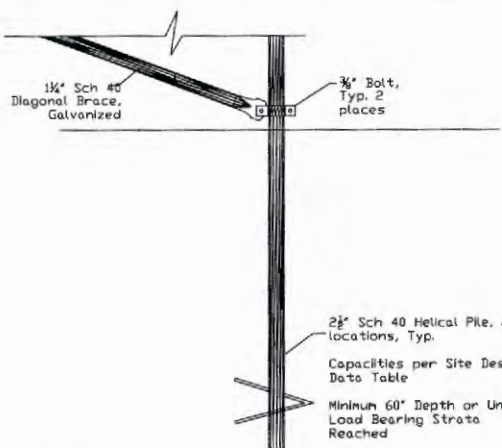
Refer to Dwg Sheet 1 for East-West Pile Spans and Front and Rear Leg Heights.
POST SPACING ELEVATION DETAIL

NOT TO SCALE



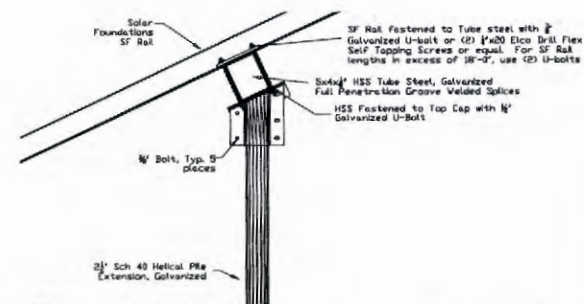
LOWER CAP DETAIL

NOT TO SCALE



HELICAL PILE DETAIL

NOT TO SCALE



UPPER CAP DETAIL

NOT TO SCALE

Professional Certification. I hereby certify that these documents were prepared or approved by me and that I am a duly licensed professional engineer under the laws of Maryland, License No. 40027, Expiration Date: 3/15/23.



Sheet 2 of 3

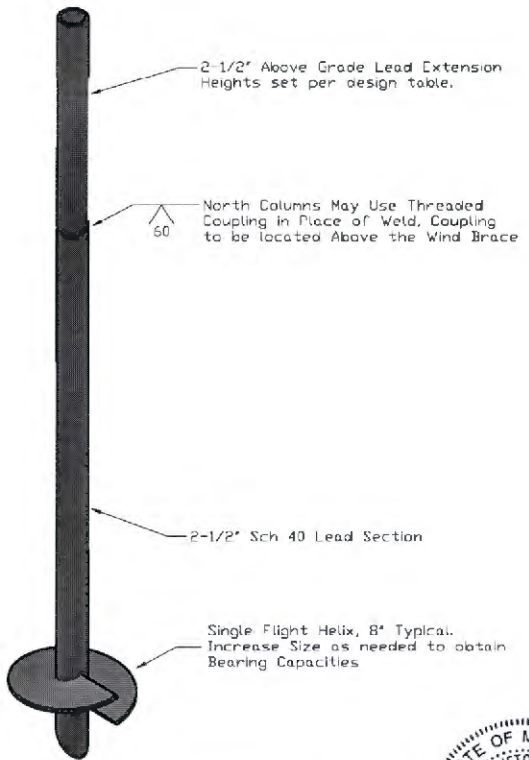
Date	Revision	Drawn By:	Review By:
06/23/2021	Original	MM	JD

Sunrun

Project:
Arnette Residence (251R-840ARNE)
 2840 Rolling Fork Way
 Glenwood, MD 21738

Solar Foundations USA

1142 River Road, New Castle, DE 19720 Ph: (853) 738-7200 Fax: (866) 644-5665



Helical Pile Detail

NOT TO SCALE

Professional Certification. I hereby certify that these documents were prepared or approved by me and that I am a duly licensed professional engineer under the laws of the State of Maryland, License No. 40027, Expiration Date: 3/15/23.



Specification Requirements:

The following material specification requirements pertain to the fabrication of the Solar Foundations USA ground mount solar support structure as indicated on these drawings.

1. Solar Foundation aluminum rolls shall conform to ASTM B221.
2. Structural steel tubing shall be ASTM A500 High Yield (60 ksi).
3. Steel pipe for piles shall conform to ASTM A500 Grade C.
4. Steel pile extensions shall be ASTM A53 Grade B.
5. Steel pipe for diagonal bracing shall be ASTM A53 Grade A.
6. Fabricated steel plate for column cap assemblies, bracing clamps, etc. shall be ASTM A36 or A1011.
7. Steel bolts for cap fasteners shall conform to SAE J429 Grade 5. All other bolts shall conform to SAE J429 Grade 5 or better.
8. Steel U-bolts shall conform to ASTM 1018.
9. USS flat steel washers shall conform to ASTM F844 and nuts for steel connections shall conform to ASTM A563 Grade A.
10. All field welding shall conform to AWS D11/D11M - Structural Welding Code requirements.
11. All steel shall be hot-dip galvanized per ASTM A123 or A153 after all fabrication has been completed.

Installation Requirements:

1. The minimum average installation torque required to obtain the required indicated capacities and the minimum installation depth shown on the plans shall be satisfied prior to termination of the installation. The installation torque shall be an average of the installation torques indicated during the last 1 foot of installation.
2. The torsional strength rating of the torque anchor shall not be exceeded during the installation. If the torsional strength limit of the anchor has been reached, but the anchor has not reached the target depth, perform the following:
 - 2.1. If the torsional strength limit is achieved prior to reaching the target depth, the installation may be acceptable if reviewed and approved by the engineer and/or owner.
 - 2.2. The installer may remove the torque anchor and install a new one with smaller diameter helical plate.
 - 2.3. If using a continuous flight pile, pre-drill the pile location with a 3-1/2" rock auger or 3-5/8" rock drill as needed.
3. If the target depth is achieved, but the torsional requirement has not been met the installer may do one of the following:
 - 3.1. Install the torque anchor deeper to obtain the required capacity.
 - 3.2. Remove the torque anchor and install a new one with a larger diameter helical plate or one with multiple helical plates.
 - 3.3. Reduce the load capacity on the individual torque anchor by providing additional torque anchors at a reduced spacing.

Sheet 3 of 3

Date	Revision	Drawn By:	Review By:
06/23/2021	Original	MM	JD

Sunrun

Project:
Arnette Residence (251R-840ARNE)
 2840 Rolling Fork Way
 Glenwood, MD 21738

Solar Foundations USA

1142 River Road, New Castle, DE 19720 Ph: (855) 738-7200 Fax: (866) 644-5665

