

NOTE: ALL WALLS 2X4 WITH R-13 INSULATION.
 ALL EXISTING WALL-HUNG INSULATION TO REMAIN.
 ALL WINDOWS AND EXTERIOR DOORS EXISTING

ELECTRICAL FIXTURES

- RECESSED FIXTURE ○
- KEYLESS FLUORESCENT FIXTURE K
- CHANDELIER ⊗
- CEILING FIXTURE ⊕
- SCONCE ⊖
- PENDANT ⊙
- CEILING FAN ⊕
- CEILING FIXTURE USING CEILING FAN MOUNT ⊕
- EXHAUST FAN ⊕
- UNDER CABINET RECEPTACLE ⊕
- CATV (FINAL WALL LOCATION TBD IN FIELD) ▽
- CATV AND PHONE JACK ▼

BASEMENT FINISHING PLAN
 SCALE: 1/4" = 1'-0"

Approved Septic System Plan
 Howard County Health Department
DBunard 7-19-19
 Signature Date
 B19082140

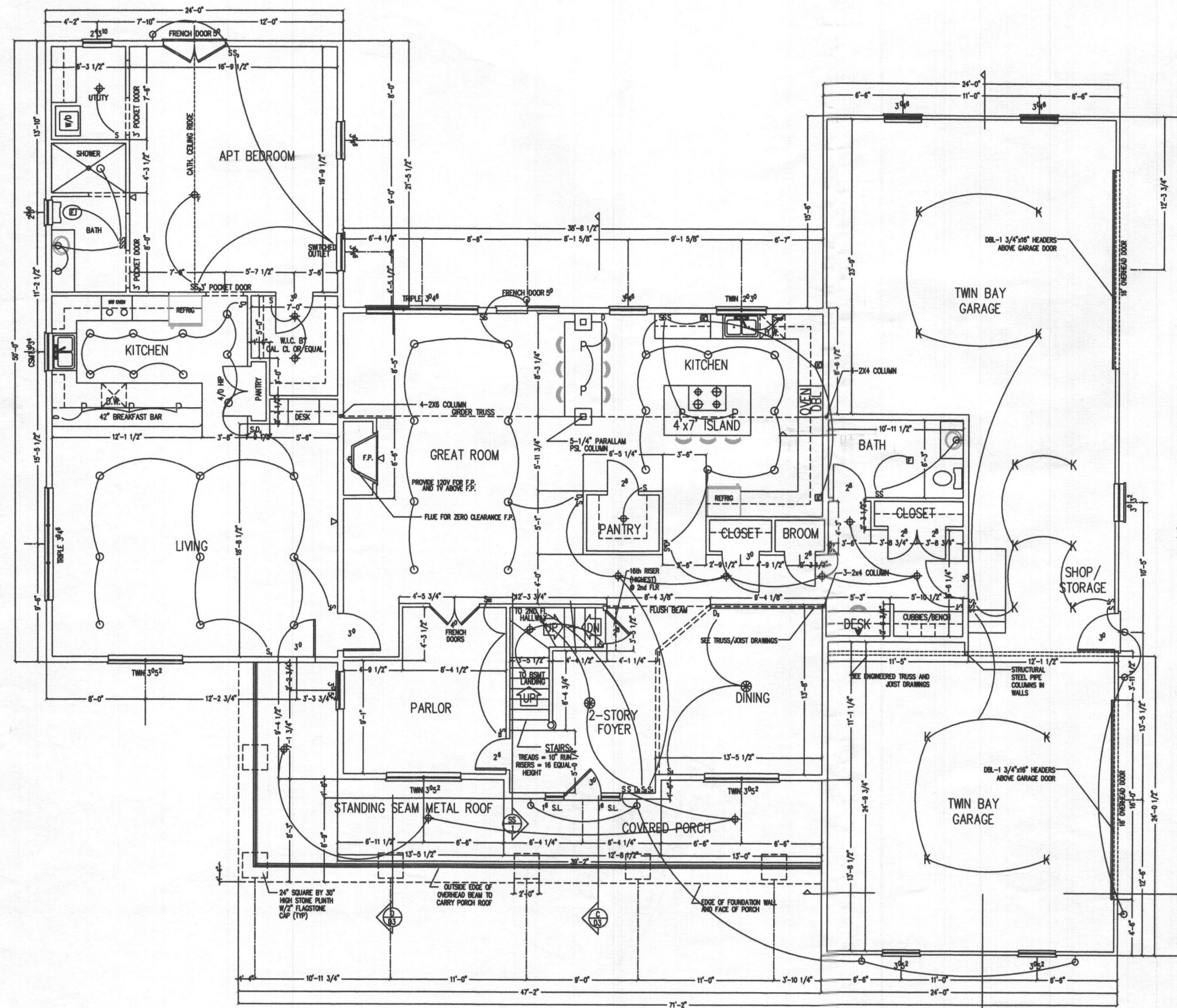
The Patterson III

Rainmaker Contracting, Inc.
 6755 Business Parkway, Suite 103
 Elkridge, Maryland 21075
 410-379-1525

Date:

BASEMENT FINISHING PLAN
 16463 Frederick Road, Woodbine, MD 21797
 Tax Map 7, Parcel 467, Lot 12, Stanley Miller Property

A1



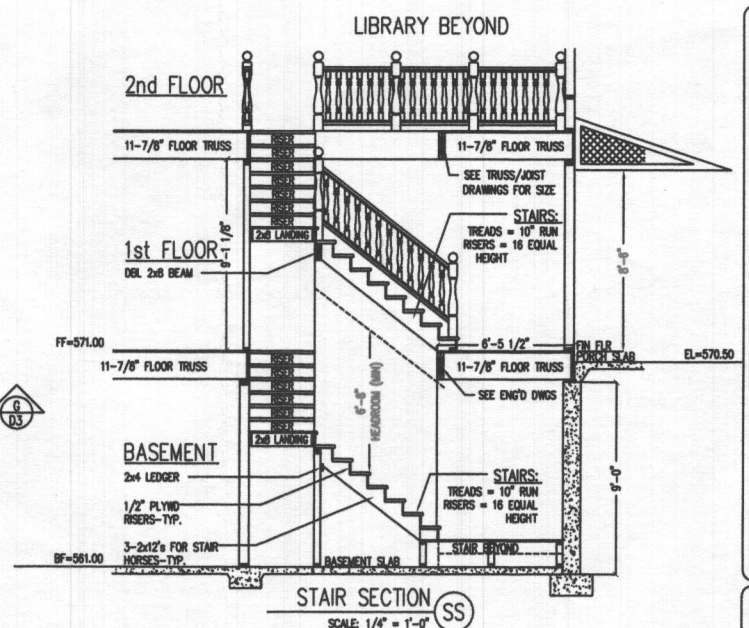
FIRST FLOOR PLAN
SCALE: 1/4" = 1'-0"

ELECTRICAL FIXTURES

- RECESSED FIXTURE
- ⊕ KEYLESS FLUORESCENT FIXTURE
- ⊙ CHANDELIER
- ⊕ CEILING FIXTURE
- SCENE
- PENDANT
- ⊕ CEILING FAN
- ⊕ CEILING FIXTURE USING CEILING FAN MOUNT
- ⊕ EXHAUST FAN
- ⊕ UNDER CABINET RECEPTACLE
- ▽ CATV (FINAL WALL LOCATION TBD IN FIELD)
- ▽ CATV AND PHONE JACK

GENERAL NOTES:

- DIMENSIONS ARE FROM THE EDGES OF FRAME WALL OR CENTERS OF DOORS & WINDOWS
- ALL WINDOWS ARE DOUBLE HUNG UNLESS OTHERWISE NOTED
- ALL FRAME OPENINGS SHALL HAVE DBL 2X10 HEADERS UNLESS NOTED. ROUGH OPENING HEIGHT SHOULD BE APPROX. 6'-10 3/4"
- SEE SHEET WB-3 FOR PORTAL BRACING DESIGN AT GARAGE



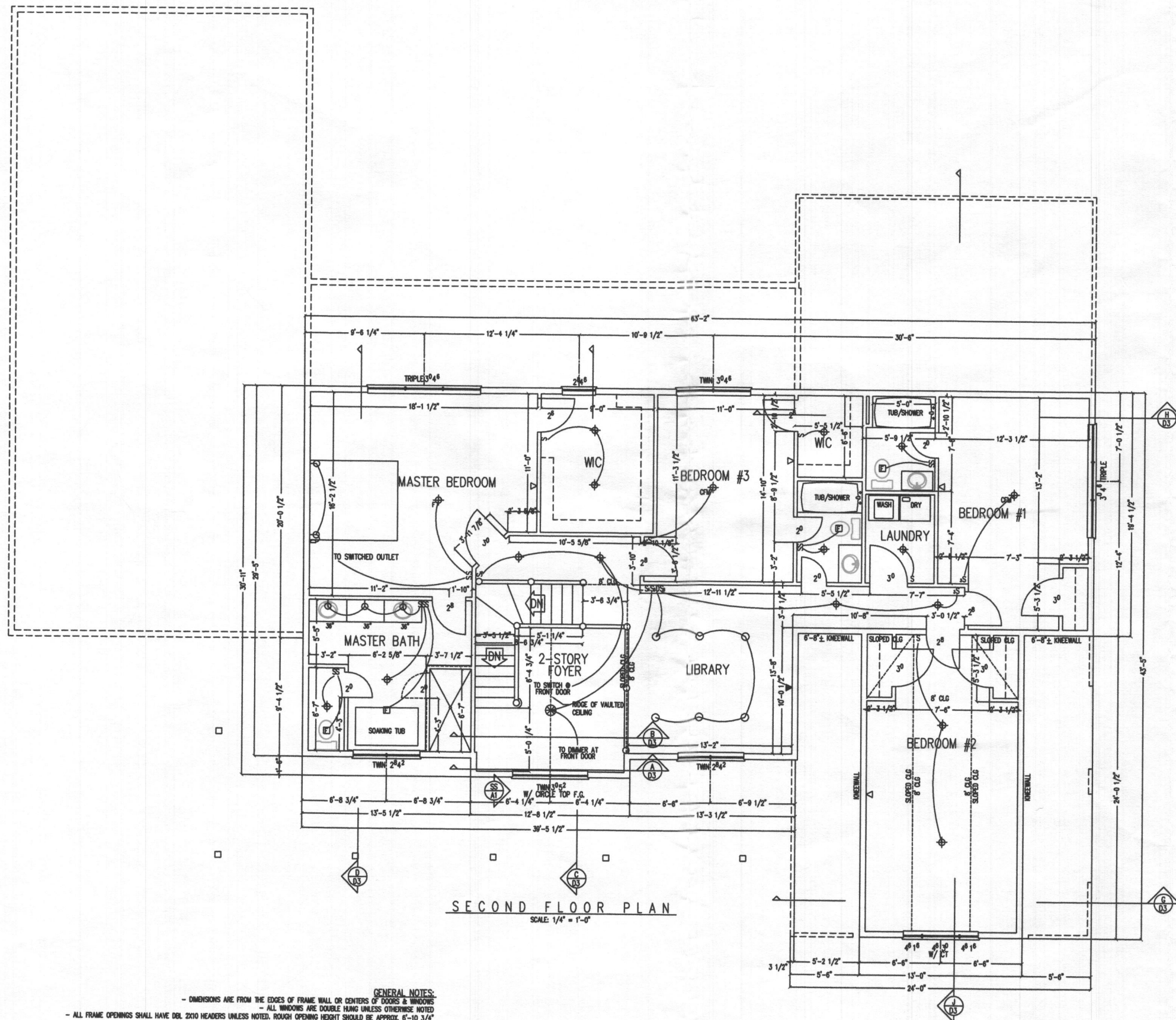
STAIR SECTION SS
SCALE: 1/4" = 1'-0"

The Patterson III
DESIGNED & DRAWN BY: RICK FAUST - ARD
COPYRIGHT BY UPRIGHT DESIGN, INC. - DECEMBER 2002
ALL RIGHTS RESERVED

Rainmaker Development, Inc.
6755 Business Parkway, Suite 103
Elkridge, Maryland 21075
410-379-1525

Date: _____
FIRST FLOOR FRAMING PLAN
16463 Frederick Road, Woodbine, MD
See Map 7, Grid 10, Parcel 467

A1



GENERAL NOTES:
 - DIMENSIONS ARE FROM THE EDGES OF FRAME WALL OR CENTERS OF DOORS & WINDOWS
 - ALL WINDOWS ARE DOUBLE HUNG UNLESS OTHERWISE NOTED
 - ALL FRAME OPENINGS SHALL HAVE DBL 2X10 HEADERS UNLESS NOTED. ROUGH OPENING HEIGHT SHOULD BE APPROX. 6'-10 3/4"

- ELECTRICAL FIXTURES**
- RECESSED FIXTURE ○
 - KEYLESS FLUORESCENT FIXTURE K
 - CHANDELIER ⦿
 - CEILING FIXTURE ⦿
 - SCNCE ○
 - PENDANT P
 - CEILING FAN ⦿
 - CEILING FIXTURE USING CEILING FAN MOUNT ⦿
 - EXHAUST FAN ⦿
 - UNDER CABINET RECEPTACLE ⦿
 - CATV (FINAL WALL LOCATION TBD IN FIELD) ▽
 - CATV AND PHONE JACK ▼

The Patterson III

DESIGNED & DRAWN BY: BOB FAUST - AED
 CHECKED BY: JEFFREY FAUST - AED
 ALL RIGHTS RESERVED

Rainmaker Development, Inc.

6755 Business Parkway, Suite 103
 Elkridge, Maryland 21075
 410-379-1525

Date

SECOND FLOOR FRAMING PLAN

16463 Frederick Road, Woodbine, MD
 For Map 7, Grid 10, Parcel 467

A2