



HEALTH

Building Permit Application

Howard County Maryland
Department of Inspections, Licenses and Permits
3430 Court House Drive
Permits: 410-313-2455
www.howardcountymd.gov

Date Received: 3/12/19

Permit No.: B19000705

Building Address: 13865 MILL CREEK COURT
 City: CLARKSVILLE State: MD Zip Code: 21029
 Suite/Apt. # _____ SDP/WP/BA #: _____
 Census Tract: _____ Subdivision: _____
 Section: _____ Area: _____ Lot: 17
 Tax Map: _____ Parcel: _____ Grid: _____
 Zoning: _____ Map Coordinates: _____ Lot Size: 58,120

Existing Use: SFD
 Proposed Use: SFD W/PROPANE TANK
 Estimated Construction Cost: \$ 4,000
 Description of Work: INSTALL 1000 GAL UNDERGROUND PROPANE TANK

Occupant/Tenant Name: OWNER
 Was tenant space previously occupied? Yes No
 Contact Name: _____
 Address: _____
 City: _____ State: _____ Zip Code: _____
 Phone: _____ Fax: _____
 Email: _____

Commercial Building Characteristics	Residential Building Characteristics
Height:	<input checked="" type="checkbox"/> SF Dwelling <input type="checkbox"/> SF Townhouse
No. of stories:	Depth Width
Gross area, sq. ft./floor:	1 st floor:
	2 nd floor:
Area of construction (sq. ft.):	Basement:
	<input type="checkbox"/> Finished Basement
Use group:	<input type="checkbox"/> Unfinished Basement
	<input type="checkbox"/> Crawl Space
Construction type:	<input type="checkbox"/> Slab on Grade
<input type="checkbox"/> Reinforced Concrete	No. of Bedrooms:
<input type="checkbox"/> Structural Steel	Multi-family Dwelling
<input type="checkbox"/> Masonry	No. of efficiency units:
<input type="checkbox"/> Wood Frame	No. of 1 BR units:
<input type="checkbox"/> State Certified Modular	No. of 2 BR units:
	No. of 3 BR units:
	Other Structure:
	Dimensions:
<input checked="" type="checkbox"/> Roadside Tree Project Permit	Footings:
<input type="checkbox"/> Yes <input checked="" type="checkbox"/> No	Roof:
Roadside Tree Project Permit #	<input type="checkbox"/> State Certified Modular
	<input type="checkbox"/> Manufactured Home

Property Owner's Name: NVR
 Address: 9720 PATUXENT WOODS DRIVE
 City: COLUMBIA State: MD Zip Code: 21045
 Phone: _____ Fax: _____
 Email: _____

Applicant's Name & Mailing Address, (If other than stated herein)
 Applicant's Name: MICHELLE CLANCY
 Address: PO BOX 310
 City: PERRY HALL State: MD Zip Code: 21128
 Phone: 443-610-7514 Fax: _____
 Email: MICHELLE@APPLIEDANDAPPROVED.COM

Contractor Company: TECH AIR
 Contact Person: DENNIS FEAGA
 Address: 1560 A-D CATON CENTER DRIVE
 City: BALTIMORE State: MD Zip Code: 21227
 License No.: 81215
 Phone: 410-984-5681 Fax: _____
 Email: _____

Engineer/Architect Company: CONTRACTOR
 Responsible Design Prof.: _____
 Address: _____
 City: _____ State: _____ Zip Code: _____
 Phone: _____ Fax: _____
 Email: _____

Utilities	
Electric:	<input type="checkbox"/> Yes <input checked="" type="checkbox"/> No
Gas:	<input checked="" type="checkbox"/> Yes <input type="checkbox"/> No
Water Supply	
<input type="checkbox"/> Public	
<input checked="" type="checkbox"/> Private	
Sewage Disposal	
<input type="checkbox"/> Public	
<input checked="" type="checkbox"/> Private	
Heating System	
<input type="checkbox"/> Electric	<input type="checkbox"/> Oil
<input type="checkbox"/> Natural Gas	<input type="checkbox"/> Propane Gas
<input type="checkbox"/> Other:	
Sprinkler System:	
<input type="checkbox"/> Yes	<input type="checkbox"/> No
Grading Permit Number:	
Building Shell Permit Number:	

RECEIVED
MAR 12 2019
LICENSES & PERMITS
DIVISION

THE UNDERSIGNED HEREBY CERTIFIES AND AGREES AS FOLLOWS: (1) THAT HE/SHE IS AUTHORIZED TO MAKE THIS APPLICATION; (2) THAT THE INFORMATION IS CORRECT; (3) THAT HE/SHE WILL COMPLY WITH ALL REGULATIONS OF HOWARD COUNTY WHICH ARE APPLICABLE THERETO; (4) THAT HE/SHE WILL PERFORM NO WORK ON THE ABOVE REFERENCED PROPERTY NOT SPECIFICALLY DESCRIBED IN THIS APPLICATION; (5) THAT HE/SHE GRANTS COUNTY OFFICIALS THE RIGHT TO ENTER ONTO THIS PROPERTY FOR THE PURPOSE OF INSPECTING THE WORK PERMITTED AND POSTING NOTICES.

Applicant's Signature: _____
 MICHELLE@APPLIEDANDAPPROVED.COM
 Email Address
 PERMITS
 Title/Company

Print Name: MICHELLE CLANCY
 Date: 3/12/19

Checks Payable to: DIRECTOR OF FINANCE OF HOWARD COUNTY
 PLEASE WRITE NEATLY & LEGIBLY
 -FOR OFFICE USE ONLY-

AGENCY	DATE	SIGNATURE OF APPROVAL
State Highways		
Building Officials		
PSZA (Zoning)		
PSZA (Engineering)		
Health	<u>3/28/19</u>	<u>R. J. J.</u>

DPZ SETBACK INFORMATION

Front: _____
 Rear: _____
 Side: _____
 Side St.: _____
 All minimum setbacks met? Yes No
 Is Entrance Permit Required? Yes No
 Historic District? Yes No
 Lot Coverage for New Town Zone: _____
 SDP/Red-line approval date: _____

Filing Fee	\$	<u>100</u>
Permit Fee	\$	<u>10</u>
Tech Fee	\$	
Excise Tax	\$	
PSFS	\$	
Guaranty Fund	\$	
Add'l per Fee	\$	
Total Fees	\$	<u>110</u>
Sub- Total Paid	\$	
Balance Due	\$	
Check	#	<u>7013</u>

Distribution of Copies: White: Building Officials Green: PSZA,Zoning Yellow: PSZA,Engineering Pink: Health Gold: SHA

MILL CREEK COURT
(PUBLIC ACCESS STREET)

15" O/W CULVERT, 20 LF.
(per Ho.Co. Del. R-6.06)
INV IN= 426.25±
INV OUT=425.55±

EX. SIF
Per F. Plan

EX. SIF
Per F. Plan

THE EXISTING WELLS SHOWN ON THIS PLAN HAVE BEEN FIELD-LOCATED BY C.L.W. (PROFESSIONAL LAND SURVEYORS) AND IS ACCURATELY SHOWN ON THIS PLAN

PUBLIC STORMWATER DRAINAGE & UTILITY EASEMENT (PN: 24600-24607)

NON-BUILDABLE PRESERVATION PARCEL C

2-CAR GARAGE
437.16±(F)
437.53±(B)

STRATFORD HALL
ELEV. A (std.)
PFE= 439.04±
DSE= 429.20±
PORCH=438.54±
TDW= 437.87±

LOT 18
(to be built by NVR)

LOT 17
58,120 SF

PRIVATE SEWAGE DISPOSAL AREA

Approved for OP
B19000 705
RMA 3/28/19

HEARING'S SUBDIVISION
LOT 3
PLAT NO. 2120B
MARTHA COLLINS MANN AND
EDWARD FRANCIS ORLANDO
LIBER 11810 FOLIO 69
ZONE: RR-DEO

1"=40'

DRYWELL (M-S) SIZE CHART


DRYWELL No.	LENGTH x WIDTH	DEPTH OF STONE
1	6'x6'	5'
2	6'x6'	5'
3	7'x7'	5'
4	6'x6'	5'
5	5.33'x12'	5'

FOR CONSTRUCTION DETAILS OF DRYWELL(S) SEE F-17-016, SHEET 33.

NOTE: THE FRONT DOOR FOR LOT 17 FACES WEST.

GRAPHIC SCALE

BUILDING PERMIT PLOT PLAN

 <p>GLW Professional Land Surveyors</p>	DES.	PREPARED FOR:	G. L. W. No. 17071
	DRN.	NVR INC. 9720 PATUXENTS WOODS DRIVE COLUMBIA, MD 21045 PH: 410-379-5956	ZONING RR-DEO
	CHK.	CRAWFORD SUBDIVISION LOT 17 (13865 MILL CREEK CT.) Plat No. 24600-24607	TAX MAP/GRID 34439-19A6
<p>1-CRAWFORD SUBDIVISION PLOTS BY CRAWFORD PLOTS BY CRAWFORD INC. LOT 17 PLOT PLAN</p>			DATE JAN 2019
			SCALE
			SHEET 1 OF 1

10000 Gas Underground Tank

Maura J. Rossman, M.D., Health Officer

MEMORANDUM

TO: NVR Inc.

FROM: Hank Oswald
Well & Septic Program

RE: 13865 Mill Creek Court
Potential Basement Bedroom

DATE: February 14, 2019

I have reviewed the floor plans in support of Building Permit B19000356 for a new home at 13865 Mill Creek Court and noted that there is a rough-in for a full bathroom in the unfinished basement. Please note that this makes it very likely for one or more rooms to be considered bedrooms upon conversion of the basement to finished living space.

For reference, the following is the bedroom definition in Howard County Code Section 3.801(b):

- (1) Except as provided in paragraph (2) of this subsection, a bedroom is any space in the conditioned are of a dwelling unit or accessory structure that:
 - (i) Is 90 square feet or greater in size;
 - (ii) May be used as a private sleeping area; and
 - (iii) Has at least one window and one interior door.
- (2) If a home office, library, or similar room is proposed, it may not be a bedroom if there is no closet; and
 - (i) The room contains permanently built-in bookcases around the perimeter of the room, desks, and other features that encumber the room;
 - (ii) A minimum 4 foot-wide opening, without doors, into another room;
 - (iii) A half wall (4 foot maximum height) between the room and another room; or
 - (iv) The room is a first floor room or basement area that does not have direct access to full bathrooms or "roughed in" plumbing that would provide direct access to future full bathroom facilities.

The Health Department strongly recommends sizing the onsite sewage disposal system at least one bedroom larger than the existing 5 bedroom design to accommodate a future finished basement. If you choose to only size for the existing design, any future building permit for a finished basement may be placed on hold until the system is upgraded to accommodate the proposed number of bedrooms. This memo will be retained in the Health Department file for future reference.

Oswald, Hank

From: Cagle, Clint <ccagle@nvrinc.com>
Sent: Wednesday, February 13, 2019 3:26 PM
To: Oswald, Hank
Cc: 'JIM@DECATURBUILDINGSERVICES.COM'
Subject: RE: Floor Plan_B19000356_13865 Mill Creek Court

[Note: This email originated from outside of the organization. Please only click on links or attachments if you know the sender.]

Hello Hank,
Yes, it contains a 3pc rough-in.

Thanks,

Clint Cagle | NVHomes | 301-237-5776

Message classified as *NVR - Business Use Only* on Wednesday, February 13, 2019 3:26:26 PM

From: Oswald, Hank <hoswald@howardcountymd.gov>
Sent: Wednesday, February 13, 2019 2:40 PM
To: Cagle, Clint <ccagle@nvrinc.com>
Cc: 'JIM@DECATURBUILDINGSERVICES.COM' <JIM@DECATURBUILDINGSERVICES.COM>
Subject: [Ext] Floor Plan_B19000356_13865 Mill Creek Court

CAUTION: External email. Do not click on links or open attachments unless you recognize the sender and know the content is safe.

Hello Clint:

Does the unfinished basement of 13865 Mill Creek Court (Crawford Lot 17) contain a full bathroom rough-in?

Thanks,

Hank

Hank Oswald
Licensed Environmental Health Specialist
Howard County Health Department
Bureau of Environmental Health
Well & Septic Program
8930 Stanford Boulevard
Columbia, MD 21045
410.313.1786 (Office)
hoswald@howardcountymd.gov

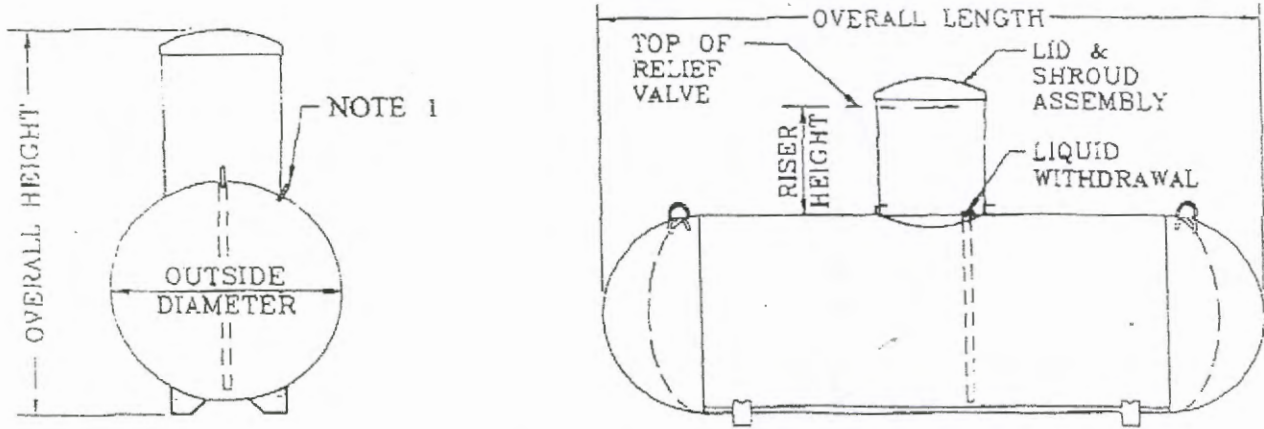
CONFIDENTIALITY NOTICE

This message and the accompanying documents are intended only for the use of the individual or entity to which they are addressed and may contain information that is privileged, confidential, or exempt from disclosure under applicable law. If the reader of this email is not the intended recipient, you are hereby notified that you are strictly prohibited from reading, disseminating, distributing, or copying this communication. If you have received this email in error, please notify the sender immediately and destroy the original transmission.

----- This email is confidential and intended solely for the use of the individual to whom it is addressed. If you have received this email in error please contact the sender and be advised that any use, dissemination, forwarding, printing, or copying of this email is strictly prohibited. The terms for the purchase and sale of any property referenced in this email shall be solely determined by a ratified Purchase Agreement. Any information provided in this email, including but not limited to, pricing, financing, features of a property and/or community, is not to be construed as the basis of the bargain for the purchase and sale of any such property.

TRINITY INDUSTRIES, INC.

Underground Vesse



General Specifications

Conforms to the latest edition and addenda of the ASME, Section VIII, div.1 code for Pressure Vessels. Complies with NFPA 58 and is listed by Underwriters Laboratories, Inc.

Rated at 250 psig from -20°F. to 125°F. All tanks may be evacuated to a full (14.7 psi) vacuum.

Vessel Finish: Coated with epoxy red powder.

Applicable federal, state or local regulations may contain specific requirements for protective coatings and cathodic protection. The purchaser and installer are responsible for compliance with such federal, state or local regulations.

All vessel dimensions are approximate

WATER CAPACITY	OUTSIDE DIAMETER	HEAD TYPE	OVERALL LENGTH	OVERALL HEIGHT		WEIGHT	QUANTITY IN FULL LOAD
				14" Riser Height	28" Riser Height		
120 wg 454.2 L	24" 609.6 mm	Ellip	5' - 5 7/8" 1671.8 mm	3' - 9 7/8" 1165.2 mm	4' - 8 3/8" 1431.9 mm	252 lbs. 114.3 kg	63
250 wg 946.3 L	31.5" 800.1 mm	Hemi	7' - 2 1/2" 2197.1 mm	4' - 5 3/8" 1355.7 mm	5' - 3 3/8" 1609.7 mm	472 lbs. 214.1 kg	42
320 wg 1211.2 L	31.5" 800.1 mm	Hemi	8' - 11 3/4" 2736.9 mm	4' - 5 3/8" 1355.7 mm	5' - 3 3/8" 1609.7 mm	588 lbs. 266.7 kg	35
500 wg 1892.5 L	37.42" 950.5 mm	Hemi	9' - 10" 2997.2 mm	4' - 11 3/8" 1506.6 mm	5' - 9 7/8" 1773.2 mm	921 lbs. 417.8 kg	25
1000 wg 3785.0 L	40.96" 1040.4 mm	Hemi	15' - 10 7/8" 4846.6 mm	5' - 2 7/8" 1597.0 mm	6' - 1 3/8" 1863.7 mm	1731 lbs. 785.2 kg	15
2000 wg 3785.6 L	46.614" 1183.9 mm	Ellip	23' - 9 3/8" 7248.5 mm	5' - 8 13/16" 1747.8 mm	6' - 7 5/16" 2014.5 mm	3685 lbs. 1671.4 kg	8

Oswald, Hank

From: Oswald, Hank
Sent: Thursday, February 14, 2019 7:43 AM
To: 'Cagle, Clint'
Cc: 'JIM@DECATURBUILDINGSERVICES.COM'; Williams, Jeffrey
Subject: RE: Floor Plan_B19000356_13865 Mill Creek Court
Attachments: Basement Bedroom Memo_13865 Mill Creek Court.pdf

Hi Clint:

Good morning. Thanks for the clarification on the basement bathroom rough-in. Building permit # B19000356 has been approved by the Health Department. Please see attached basement bedroom document. Should you have any questions, please don't hesitate to ask.

Respectfully,

Hank

From: Cagle, Clint <ccagle@nvrinc.com>
Sent: Wednesday, February 13, 2019 3:26 PM
To: Oswald, Hank <hoswald@howardcountymd.gov>
Cc: 'JIM@DECATURBUILDINGSERVICES.COM' <JIM@DECATURBUILDINGSERVICES.COM>
Subject: RE: Floor Plan_B19000356_13865 Mill Creek Court

[Note: This email originated from outside of the organization. Please only click on links or attachments if you know the sender.]

Hello Hank,
Yes, it contains a 3pc rough-in.

Thanks,

Clint Cagle | NVHomes | 301-237-5776

Message classified as *NVR - Business Use Only* on Wednesday, February 13, 2019 3:26:26 PM

From: Oswald, Hank <hoswald@howardcountymd.gov>
Sent: Wednesday, February 13, 2019 2:40 PM
To: Cagle, Clint <ccagle@nvrinc.com>
Cc: 'JIM@DECATURBUILDINGSERVICES.COM' <JIM@DECATURBUILDINGSERVICES.COM>
Subject: [Ext] Floor Plan_B19000356_13865 Mill Creek Court

CAUTION: External email. Do not click on links or open attachments unless you recognize the sender and know the content is safe.

Hello Clint:

Does the unfinished basement of 13865 Mill Creek Court (Crawford Lot 17) contain a full bathroom rough-in?

Thanks,

Hank

Hank Oswald
Licensed Environmental Health Specialist
Howard County Health Department
Bureau of Environmental Health
Well & Septic Program
8930 Stanford Boulevard
Columbia, MD 21045
410.313.1786 (Office)
hoswald@howardcountymd.gov

CONFIDENTIALITY NOTICE

This message and the accompanying documents are intended only for the use of the individual or entity to which they are addressed and may contain information that is privileged, confidential, or exempt from disclosure under applicable law. If the reader of this email is not the intended recipient, you are hereby notified that you are strictly prohibited from reading, disseminating, distributing, or copying this communication. If you have received this email in error, please notify the sender immediately and destroy the original transmission.

----- This email is confidential and intended solely for the use of the individual to whom it is addressed. If you have received this email in error please contact the sender and be advised that any use, dissemination, forwarding, printing, or copying of this email is strictly prohibited. The terms for the purchase and sale of any property referenced in this email shall be solely determined by a ratified Purchase Agreement. Any information provided in this email, including but not limited to, pricing, financing, features of a property and/or community, is not to be construed as the basis of the bargain for the purchase and sale of any such property.

MEMORANDUM

TO: NVR Inc.

FROM: Hank Oswald
Well & Septic Program

RE: 13865 Mill Creek Court
Potential Basement Bedroom

DATE: February 14, 2019

I have reviewed the floor plans in support of Building Permit B19000356 for a new home at 13865 Mill Creek Court and noted that there is a rough-in for a full bathroom in the unfinished basement. Please note that this makes it very likely for one or more rooms to be considered bedrooms upon conversion of the basement to finished living space.

For reference, the following is the bedroom definition in Howard County Code Section 3.801(b):

- (1) Except as provided in paragraph (2) of this subsection, a bedroom is any space in the conditioned are of a dwelling unit or accessory structure that:
 - (i) Is 90 square feet or greater in size;
 - (ii) May be used as a private sleeping area; and
 - (iii) Has at least one window and one interior door.
- (2) If a home office, library, or similar room is proposed, it may not be a bedroom if there is no closet; and
 - (i) The room contains permanently built-in bookcases around the perimeter of the room, desks, and other features that encumber the room;
 - (ii) A minimum 4 foot-wide opening, without doors, into another room;
 - (iii) A half wall (4 foot maximum height) between the room and another room; or
 - (iv) The room is a first floor room or basement area that does not have direct access to full bathrooms or "roughed in" plumbing that would provide direct access to future full bathroom facilities.

The Health Department strongly recommends sizing the onsite sewage disposal system at least one bedroom larger than the existing 5 bedroom design to accommodate a future finished basement. If you choose to only size for the existing design, any future building permit for a finished basement may be placed on hold until the system is upgraded to accommodate the proposed number of bedrooms. This memo will be retained in the Health Department file for future reference.

Oswald, Hank

From: Oswald, Hank
Sent: Wednesday, February 13, 2019 2:40 PM
To: Cagle, Clint (ccagle@nvrinc.com)
Cc: 'JIM@DECATURBUILDINGSERVICES.COM'
Subject: Floor Plan_B19000356_13865 Mill Creek Court

Hello Clint:

Does the unfinished basement of 13865 Mill Creek Court (Crawford Lot 17) contain a full bathroom rough-in?

Thanks,

Hank

Hank Oswald
Licensed Environmental Health Specialist
Howard County Health Department
Bureau of Environmental Health
Well & Septic Program
8930 Stanford Boulevard
Columbia, MD 21045
410.313.1786 (Office)
hoswald@howardcountymd.gov

CONFIDENTIALITY NOTICE

This message and the accompanying documents are intended only for the use of the individual or entity to which they are addressed and may contain information that is privileged, confidential, or exempt from disclosure under applicable law. If the reader of this email is not the intended recipient, you are hereby notified that you are strictly prohibited from reading, disseminating, distributing, or copying this communication. If you have received this email in error, please notify the sender immediately and destroy the original transmission.

MILL CREEK COURT
(PUBLIC ACCESS STREET)

15" D/W CULVERT, 20 L.F.
(per Ho.Co. Det. R-6.06)
INV IN= 426.25±
INV OUT=425.55±

EX. SIP
Per F-Plan

EX. SIP
Per F-Plan

THE EXISTING WELLS SHOWN ON THIS PLAN HAVE BEEN FIELD LOCATED BY G.L.W. (PROFESSIONAL LAND SURVEYORS) AND IS ACCURATELY SHOWN ON THIS PLAN.

PUBLIC STORMWATER DRAINAGE & UTILITY EASEMENT
(PN 24600-24607)

NON-BUILDABLE PRESERVATION PARCEL C

2-CAR GARAGE
437.16±(F)
437.53±(B)

2-CAR GARAGE
437.16±(F)
437.53±(B)

STRATFORD HALL
ELEV. A (std.)
FFE= 439.04±
BSE= 429.20±
PORCH=438.54±
TOW= 437.87±

LOT 18
(to be built by NVR)

LOT 17
58,120 SF

PRIVATE SEWAGE DISPOSAL AREA

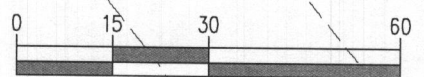
NEARING'S SUBDIVISION
LOT 3
PLAT NO. 21208
MARTHA COLLINS MANN AND
EDWARD FRANCIS ORLANDO
LIBER 11810 FOLIO 69
ZONE: RR-DEO

DRYWELL (M-5) SIZE CHART

DRYWELL No.	LENGTH x WIDTH	DEPTH OF STONE
1	6'x6'	5'
2	6'x6'	5'
3	7'x7'	5'
4	6'x6'	5'
5	5.33'x12'	5'

FOR CONSTRUCTION DETAILS OF DRYWELL(S) SEE F-17-016, SHEET 33.

NOTE: THE FRONT DOOR FOR LOT 17 FACES WEST.



GRAPHIC SCALE

BUILDING PERMIT PLOT PLAN



DES.

DRN.

CHK.

PREPARED FOR :
NVR INC.
9720 PATUXENTS WOODS DRIVE
COLUMBIA, MD 21045
PH: 410-379-5956

CRAWFORD SUBDIVISION
LOT 17 (13865 MILL CREEK CT.)
Plat No. 24600-24607

G. L. W. No.	17071
ZONING	RR-DEO
TAX MAP/GRID	34&39-19&6
DATE	JAN. 2019
SCALE	1"=30'
SHEET	1 OF 1

13865 Mill Creek Court

Lot 17

STRATFORD HALL

Health Dept



NVR, Inc.
Architectural Services
Architects
5285 Westview Drive, Suite 100
Frederick, MD 21703

FULL BASEMENT		STANDARD DETAILS
DESCRIPTION	STP. DWGS.	
OPTIONS	OP-1	AD-1
SPEC SHEET	95-1	AD-1b
ELEVATIONS	4	DR-1
FOUNDATIONS	14	DR-2
FOUNDATION HOLD DOWNS	22, 23, 24, 25	DR-3
PLUMBING	26	DW-2
BASEMENT FLOOR PLAN	27	ET-1
FIRST FLOOR PLAN	29	ET-1b
SECOND FLOOR PLAN	32.1	ET-1c
BUILDING SECTIONS	34, 36	ET-1e
STAIR SECTIONS	38	ET-1f
KITCHEN - BATHS	41, 42, 43, 44	ET-2
BASEMENT ELECTRICAL	45	ET-2b
FIRST FLOOR ELECTRICAL	47	F-1
SECOND FLOOR ELECTRICAL	50	FA-1
FIRST FLOOR FRAMING	52	FC-1
SECOND FLOOR FRAMING	54	FC-2
ROOF FRAMING	55, 56	FC-4
TRUSS BRACING	61	FD-1
WALL BRACING LAYOUT	63	FD-2
HVAC LAYOUT	67	FD-2b
HVAC LAYOUT	68	FD-3
HVAC LAYOUT	69	FP-1
HVAC LAYOUT	70	GB-1
HVAC LAYOUT	71	IT-1
HVAC LAYOUT	72	IT-1b
HVAC LAYOUT	73	IT-1c
HVAC LAYOUT	74	IT-2
		JT-1
		JT-3
		JT-3b
		KT-1
		RF-1
		RF-1b
		SEP-1
		SEP-2
		SEP-3
		SEP-4
		SP-1
		SP-2
		SP-3
		ST-1
		ST-2
		MB-1
		MB-2
		MD-1
		MD-2
		MD-3
		MB-1

FIRST FLOOR SQUARE FOOTAGE	
DESCRIPTION	TOTAL SQ. FT.
1ST FLOOR (BASE SF)	2157 SF
1ST FLOOR TWO CAR SIDE ATTACHED GARAGE (ADD. SF)	111 SF
	2268 SF

SECOND FLOOR SQUARE FOOTAGE	
DESCRIPTION	TOTAL SQ. FT.
2ND FLOOR (BASE SF)	2193 SF
	2193 SF

GARAGE SQUARE FOOTAGE	
DESCRIPTION	TOTAL SQ. FT.
TWO CAR GARAGE ELEV. 'A' OR 'K' OR 'R'	507 SF
TWO CAR SIDE ATTACHED GARAGE (ADD. SF)	448 SF
	1005 SF

BASEMENT SQUARE FOOTAGE	
DESCRIPTION	TOTAL SQ. FT.

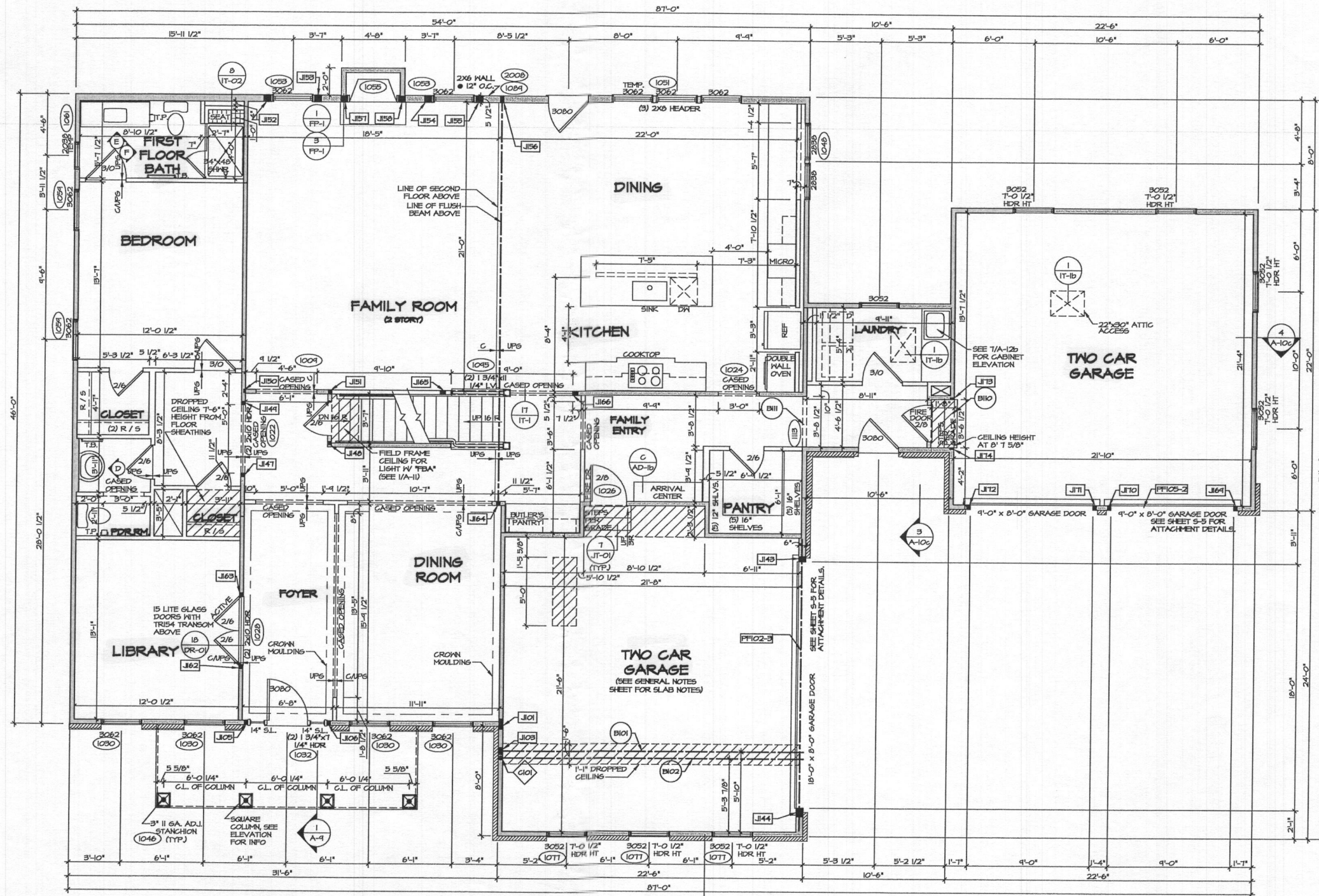
UNFINISHED SQUARE FOOTAGE	
DESCRIPTION	TOTAL SQ. FT.
UNFINISHED BASEMENT (BASE SF)	2161 SF
UNFINISHED STORAGE TWO CAR SIDE ATTACHED GARAGE (ADD. SF)	111 SF
	2242 SF

TOTAL FINISHED SQUARE FOOTAGE	
DESCRIPTION	TOTAL SQ. FT.
1ST FLOOR (BASE SF)	2157 SF
1ST FLOOR TWO CAR SIDE ATTACHED GARAGE (ADD. SF)	111 SF
2ND FLOOR (BASE SF)	2193 SF
	4401 SF

SET - VERSION
11900 - 01

CS-1

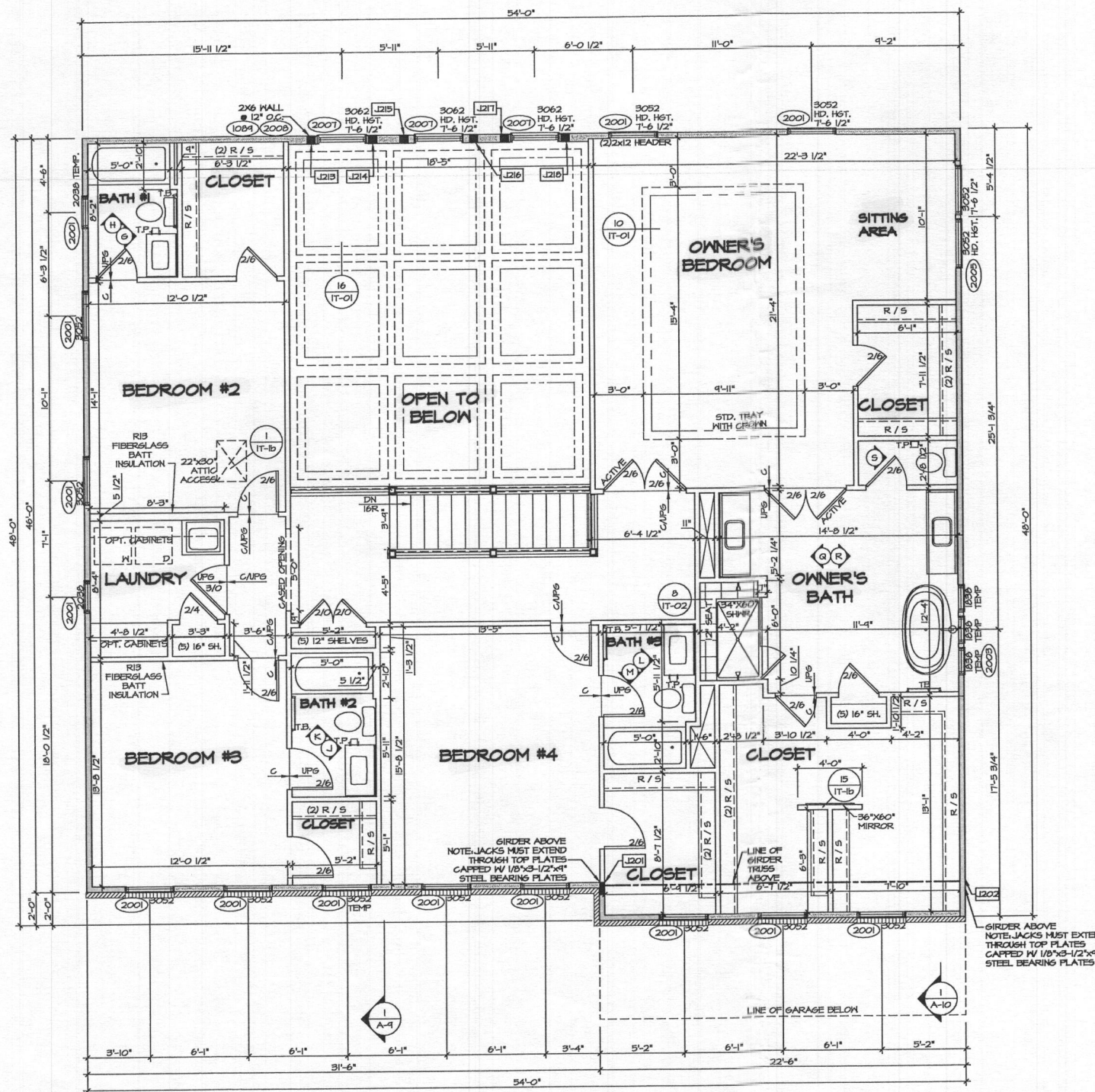
C:\NVR\Soiver\STRATFORD HALL_11900_01\WDE-NC-0017\086484\Sheets\Lot Specific\CS-1 COVER SHEET.dwg 01/21/19 - 8:04 am



1
A-7 FIRST FLOOR PLAN
SCALE: 1/4" = 1'-0"

FOR NOTES AND SCHEDULES SEE PAGE A-7b

MODEL STRATFORD HALL DRAWING TITLE FIRST FLOOR PLAN		SET NO. 11900 VERSION 01 DRAWN BY ZDM DATE: 9/16/16 OPTION	REV. NO. DATE 1 1/24/17 TM - STANDARD DETAILS 9.0	REMARKS
SHEET NO. A-7		OPTION DESCRIPTION 29	NVR, Inc. hereby represents to all persons that it is the owner of the copyright and other property rights in these plans. These plans are not to be reproduced, copied, or used in any form or manner whatsoever, without the written consent of NVR, Inc.	
NVR NVR, Inc. Architects/Engineers 5265 Washburn Drive, Suite 100 Frederick, MD 21705		CANVA\SOLVES\STRATFORD_HALL_11900_01.WIDE-MC-0017A.108664A.SHEET\A-7 PART 1.S PER PLAN.dwg 07/21/19 - 6:04 AM		



1 SECOND FLOOR PLAN
 SCALE: 1/4" = 1'-0"

FLOOR PLAN NOTES

- ALL HEADERS ARE (2) 2x6 W/ 2x4 WALLS OR (3) 2x6 W/ 2x6 WALLS, UNLESS OTHERWISE NOTED.
- ALL HEADERS TO HAVE (1) 2x4 OR 2x6 JACK EACH END, UNLESS OTHERWISE NOTED.
- ALL EXTERIOR WALLS TO BE 4" AND ALL INTERIOR WALLS TO BE 3 1/2", UNLESS OTHERWISE NOTED.
- HATCHED AREAS INDICATE DROPPED CEILINGS. ALL DROPPED CEILINGS ARE 12" UNLESS OTHERWISE NOTED.
- SEE "BRACED WALL PANEL DETAIL SHEET" FOR SPECIAL WALL FRAMING LOCATIONS AND HEADER SIZES, IF APPLICABLE.
- SEE STANDARD DETAIL CATEGORY "IT" SHEETS(S) FOR INTERIOR TRIM DETAILS.
- SEE ARCHITECTURAL DETAIL SHEET "AD" FOR HOUSE SPECIFIC INTERIOR TRIM OPTION TAB.
- ALL WINDOWS HAVE T-0 1/2" HEADER HEIGHT UNLESS OTHERWISE NOTED.
- ALL CASED OPENINGS AT T-11", UNLESS OTHERWISE NOTED.

LEGEND

- BEARING WALL
 - NON BEARING WALL
 - JACKS
 - BEAM HEADER
 - PAD FOOTING
 - STEEL COLUMN
 - PORTAL FRAME
 - JOIST/TRUSS
 - LVL
 - ENGINEERING PAGE NUMBER
- SEE FC DETAILS FOR FRAMING CONNECTORS

SECOND FLOOR JACK SCHEDULE

IDENTIFIER	DESCRIPTION	OPTIONS	ENG. N.M.	REMARKS
J201	JACK - (6) 2X4 SPM		2005	
J202	JACK - (6) 2X4 SPM		2005	
J213	JACK - (4) 2X6 SFF #2 STUD GRADE		2007	FULL HEIGHT STUDS
J214	JACK - (4) 2X6 SFF #2 STUD GRADE		2007	FULL HEIGHT STUDS
J215	JACK - (4) 2X6 SFF #2 STUD GRADE		2007	FULL HEIGHT STUDS
J216	JACK - (4) 2X6 SFF #2 STUD GRADE		2007	FULL HEIGHT STUDS
J217	JACK - (4) 2X6 SFF #2 STUD GRADE		2007	FULL HEIGHT STUDS
J218	JACK - (4) 2X6 SFF #2 STUD GRADE		2007	FULL HEIGHT STUDS

REMARKS

REV. NO. DATE 01/24/11 TH - STANDARD DETAILS B.O

NVR, Inc. reserves copyright and other property rights in these drawings. No part of these drawings, reproduced, stored, or copied in any form or manner whatsoever, without the prior written consent of NVR, Inc.

NVR
 Architectural Services
 5285 Washburn Drive, Suite 100
 Frederick, MD 21705

SET NO. 11400
 VERSION 01
 DRAWN BY BJM
 DATE:
 OPTION

USER: STRATFORD HALL
 DRAWING TITLE: SECOND FLOOR PLAN
 OPTION DESCRIPTION

SHEET NO. **A-8**
 32.1

CA:\NVA\Solves\STRATFORD_HALL_11900_01.WBP-0017A.108648A_Sheets\01_Spec\01A.32.1_A-8_P1N2_LS.dwg 07/21/19 - 6:05 am