

APPLICATION

FOR PERCOLATION TESTING AND SITE EVALUATION

TEST DATE(S) _____ TEST TIME _____ A/P _____

AGENCY REVIEW: _____ DATE 11/29/05

DO NOT WRITE ABOVE THIS LINE

I HEREBY APPLY FOR THE NECESSARY TESTING/EVALUATION PRIOR TO ISSUANCE OF SEWAGE DISPOSAL SYSTEM PERMIT(S) TO:

CHECK AS NEEDED:

- CONSTRUCT NEW SEPTIC SYSTEM(S)
- REPAIR/ADD TO AN EXISTING SEPTIC SYSTEM
- REPLACE AN EXISTING SEPTIC SYSTEM

CHECK AS NEEDED:

- NEW STRUCTURE(S)
- ADDITION TO AN EXISTING STRUCTURE
- REPLACE AN EXISTING STRUCTURE

CHECK ONE:

- CREATE NEW LOT(S)
- BUILD ON AN EXISTING LOT IN A SUBDIVISION
- BUILD ON AN EXISTING PARCEL OF RECORD

IS THE PROPERTY WITHIN 2500' OF ANY RESERVOIR?

- YES
- NO

THE TYPE OF STRUCTURE IS:

- RESIDENTIAL WITH _____ PROPOSED BEDROOMS IN THE COMPLETED STRUCTURE (NOTE *UNKNOWN* IF APPROPRIATE)
- COMMERCIAL (PROVIDE DETAIL OF NUMBERS AND TYPES OF EMPLOYEES/ CUSTOMERS ON ACCOMPANYING PLAN)
- INSTITUTIONAL/GOVERNMENT (PROVIDE DETAIL OF NUMBERS AND TYPES OF EMPLOYEES/USERS ON ACCOMPANYING PLAN)

PROPERTY OWNER(S) Frances Deulin

DAYTIME PHONE 410-997-4600 CELL _____ FAX _____

MAILING ADDRESS Echo Farm Rt 3, 43 East Litchfield Litchfield CT 06750
STREET CITY/TOWN STATE ZIP

APPLICANT Heritage LAND DEVELOPMENT

DAYTIME PHONE 410-489-7900 CELL 410-982-2882 FAX 410-489-9768

MAILING ADDRESS 3060 Washington Road Glenwood Md 21738
STREET CITY/TOWN STATE ZIP

APPLICANT'S ROLE: DEVELOPER BUILDER BUYER RELATIVE/FRIEND REALTOR CONSULTANT

PROPERTY LOCATION
SUBDIVISION/PROPERTY NAME Merweather Farm LOT NO. _____

PROPERTY ADDRESS 14944 Roxbury Road
STREET TOWN/POST OFFICE

TAX MAP PAGE(S) 21 GRID _____ PARCEL(S) 28 PROPOSED LOT SIZE _____


AS APPLICANT, I UNDERSTAND THE FOLLOWING: THE SYSTEM INSTALLED SUBSEQUENT TO THIS APPLICATION IS ACCEPTABLE ONLY UNTIL PUBLIC SEWERAGE IS AVAILABLE. THIS APPLICATION IS COMPLETE WHEN ALL APPLICABLE FEES AND A SUITABLE SITE PLAN HAVE BEEN RECEIVED. I ACCEPT THE RESPONSIBILITY FOR COMPLIANCE WITH ALL M.O.S.H.A. AND "MISS UTILITY" REQUIREMENTS. APPROVAL IS BASED UPON SATISFACTORY REVIEW OF A PERC CERTIFICATION PLAN.

TEST RESULTS WILL BE MAILED TO APPLICANT. _____
SIGNATURE OF APPLICANT

HOWARD COUNTY HEALTH DEPARTMENT, BUREAU OF ENVIRONMENTAL HEALTH, WELL AND SEPTIC PROGRAM
3525-H ELLICOTT MILLS DRIVE, ELLICOTT CITY, MARYLAND 21043-4544 (410) 313-1771 FAX (410) 313-2648
TDD (410) 313-2323 TOLL FREE 1-877-4MD-DHMH

LOT 54

AP
 5156
 DK Ven
 L-nvyl
 2'
 v.f.s-ls
 Down Hill
 SIDE
 chest
 overall
 10-15%
 10'
 v.f.s-ls
 Bottom
 13'



DATE	TEST #	DEPTH	START	BREAK 1" DROP	STOP 2" DROP	TIME OF 2nd INCH	P/F/H
11-29-05	5156	3' / 13'	11:57	12:00	12:06	6	P

REMARKS _____
 SANITARIAN _____ BACKHOE _____ OTHERS _____
 TEST HOLES USED IN SDA _____ AVG. PERC TIME _____ SQ. FT/BR _____
 TRENCH WIDTH _____ INLET DEPTH _____ MAX. BOT DEPTH _____ EFFECTIVE SW _____

A/P 5152

Brown L 2'

Red/Orange heavy Sol 4 1/2'

Brown/Yellow SL 10'

Yellow/Brown SL w/ trace Rock 12'

5151

Brown/Black L 1'

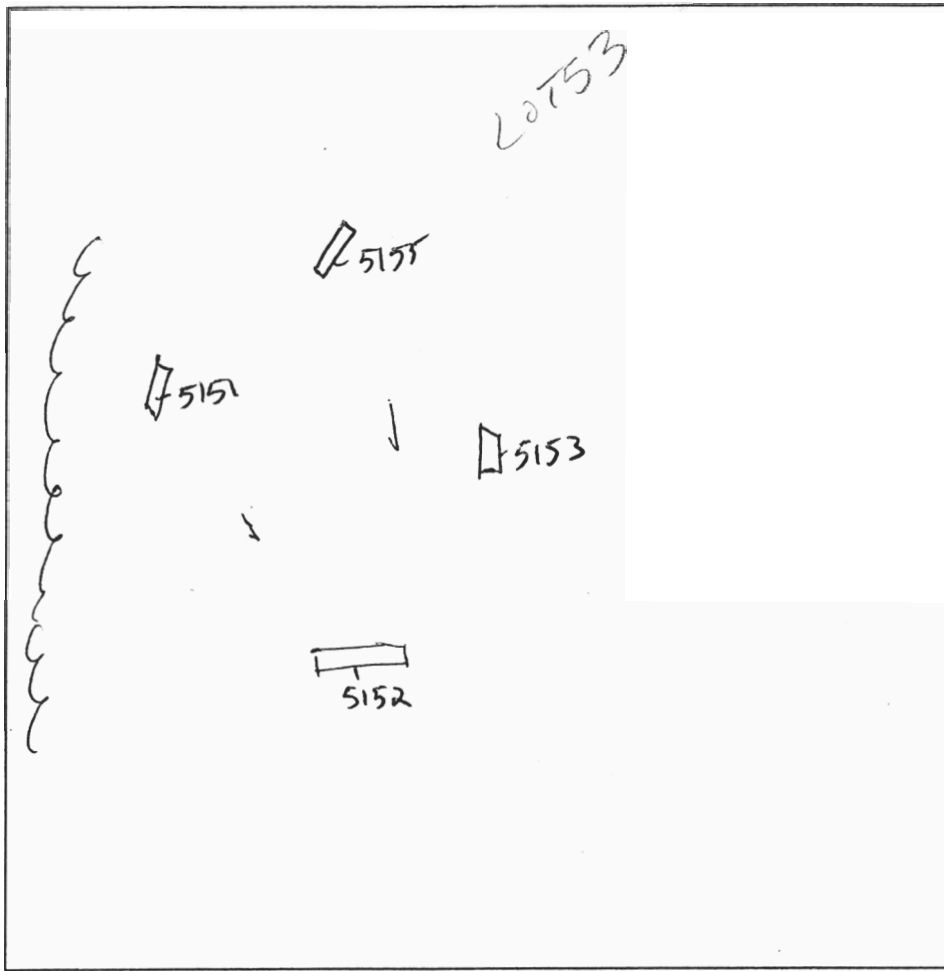
Red/Brown Sol 3 1/2'

Yellow/Orange SL w/ trace Rock 13'

5153

Brown/Orange/Brown Sol 3'

Yellow/Brown SL w/ trace Rock 12'



5155

Brown L 1'

Red/Orange Sol 3'

Yellow/Brown SL w/ trace Rock 13'

DATE	TEST #	DEPTH	START	BREAK 1" DROP	STOP 2" DROP	TIME OF 2nd INCH	P/F/H
9/16/05	5152	5' / 12'	11:29	11:31	11:35	4min	P
	5151	4' / 13'	11:38	11:41	11:46	5min	P
	5153	- / 12'	- Visual -			ok	P
	5155	3 1/2' / 13'	11:55	11:58	12:02	4min	P

REMARKS lot 68 lot 53


SANITARIAN _____ BACKHOE _____ OTHERS _____

TEST HOLES USED IN SDA _____ AVG. PERC TIME _____ SQ. FT/BR _____

TRENCH WIDTH _____ INLET DEPTH _____ MAX. BOT DEPTH _____ EFFECTIVE S/W _____

AP 517

Brown
L
1'
Orange/Brown
near
Scl
2'
Gray
milling
D-3
4 1/2'



6011
Brown
L
1
Red/Brown
micas
Scl
3 1/2'
Yellow/Brown
Scl w/
trace
Rock
12

5154

Brown
L
1'
Brown/Red
Orange w/ some
Scl cherty etc
Yellow/Brown
micas
Scl
10'
Yellow/Brown
S w/
trace
Rock
12

DATE	TEST #	DEPTH	START	BREAK 1" DROP	STOP 2" DROP	TIME OF 2nd INCH	P/F/H
9/16/05	5157	4 1/2'	- Visual			perm clay milling	F
	5154	3 1/2' 12'	11:16	11:19	11:25	6min	P
	5158	14'	- Visual			OK	P
	6011	4 12'	12:57	12:53	12:56	3min	P

5158

Brown
L
2'
Orange/Red
Scl
3'
Yellow/Brown
Scl w/
trace
Rock
14'

REMARKS ~~lot 65~~ 54

SANITARIAN py BACKHOE _____ OTHERS _____

TEST HOLES USED IN SDA _____ AVG. PERC TIME _____ SQ. FT/BR _____

TRENCH WIDTH _____ INLET DEPTH _____ MAX. BOT DEPTH _____ EFFECTIVE SW _____

