4/4/97
10:00

PERMIT

SEWAGE DISPOSAL SYSTEM

DEPARTMENT OF HEALTH AND MENTAL HYGIENE

P 58067A

A REPAIR

DISTRICT

DATE 4/4/97

DATE SYSTEM APPROVED 4/4/97

INSPECTOR M. Rick

HOWARD COUNTY HEALTH DEPARTMENT
BUREAU OF ENVIRONMENTAL HEALTH
~~461-9933~~ 313-2640

#2966660
INDEXED

Jenkins Brothers IS PERMITTED TO INSTALL _____ ALTER X

ADDRESS 7670 Smith's Private Road Sykesville, MD 21784 PHONE 461-9282

SUBDIVISION Woodmark LOT 7, Blk. D, S.1 ROAD 12127 Mt. Albert Road

PROPERTY OWNER Mr. Henry Sadler

ADDRESS

SEPTIC TANK CAPACITY EX. GALLONS

NUMBER OF BEDROOMS 4

125 SQUARE FEET PER BEDROOM

LINEAR FEET OF TRENCH REQUIRED 85 ℓ

REPAIR - PURPOSE - SEPTIC SYSTEM IS FAILING.
Call for inspection when ground is opened so sanitarian can recommend repair. 04/02/97

INV 5' BOT 11' 6' STONE 85' TRENCH

PLANS APROVED BY _____ DATE _____

COVER NO WORK UNTIL INSPECTED AND APPROVED

NEITHER THE HOWARD COUNTY COUNCIL NOR THE HEALTH DEPARTMENT IS RESPONSIBLE FOR THE SUCCESSFUL OPERATION OF ANY SYSTEM

NOTE: CLEANOUT REQUIRED EVERY 70 FEET OF SEWER LINE AND/OR AT 90° SWEEPS IN LINES FROM HOUSE TO DRAIN FIELDS, 90° ELBOWS NOT ACCEPTABLE.

NOTE: ALL PARTS OF SEPTIC SYSTEMS (I.E. TANK, DISTRIBUTION BOX TRENCHES) TO BE 100 FEET FROM WELL (UNLESS OTHERWISE SPECIFICALLY AUTHORIZED)

NOTE: IF DEEP TRENCH(ES) ARE USED CALL FOR INSPECTION BEFORE AND AFTER PLACING GRAVEL IN TRENCH(ES)

NOTE: NO DRY WELL SHALL EXCEED 15 FOOT IN DIAMETER NO ABSORPTION TRENCH TO EXCEED 100 FEET IN LENGTH

NOTE: ALL PIPE FROM HOUSE TO SEPTIC TANK MUST BE CAST IRON OR SCHEDULE 35/40 PVC OR ABS

PERMIT VOID AFTER TWO YEARS

NOTE: INSTALL STAND PIPE ON SEPTIC TANK AND DRY WELL STAND PIPES MUST BE 6 INCHES IN DIAMETER CAST IRON. CONCRETE OR TERRA COTTA OR PVA OR ABS ACCEPTED. IF TOP OF SEPTIC TANK IS DEEPER THAN 3 FEET. MANHOLE TO GRADE REQUIRED.

NOTE: DISTRIBUTION BOXES MUST HAVE BAFFLES

***INSTALLER IS RESPONSIBLE FOR OBTAINING FINAL APPROVAL ON THIS PERMIT**
***CALL 461-9933 FOR INSPECTION OF SEPTIC SYSTEM.**

HD-260(6-90)

A 58067A

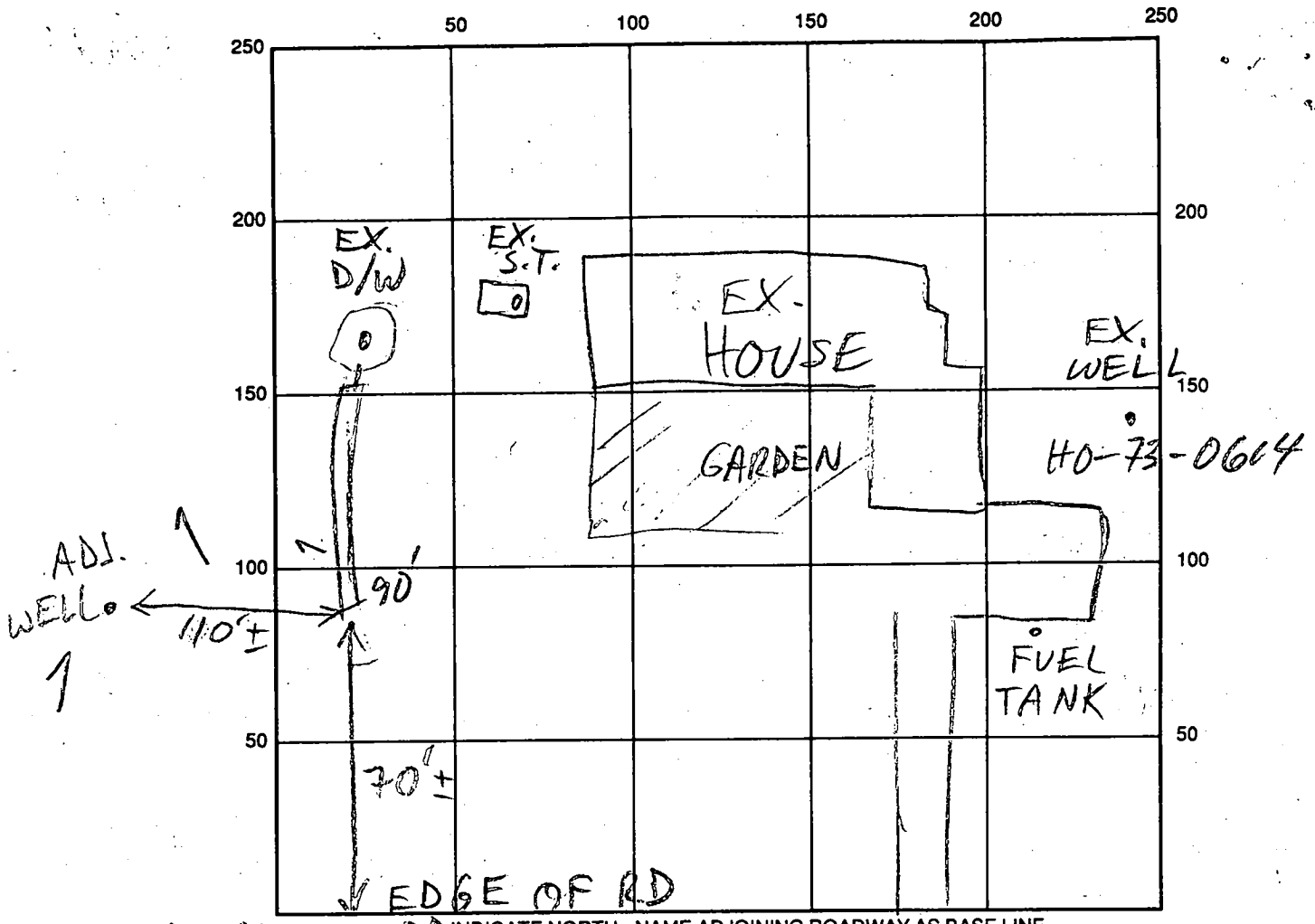

SEPTIC TANK LEVEL EX. 1250 CLEANOUTS EX - OK

DISTRIBUTION BOX LEVEL —

DRAIN FIELD/TITLE DEPTH 11 FT. TRENCH WIDTH 2 FT. INLET DEPTH 5 FT.

EFFECTIVE GRAVEL DEPTH 6 FT. TOTAL LENGTH 90 FT.

NUMBER OF TRENCHES 1 ONE SIDEWALL/~~BOTTOM~~ AREA 540 SQ. FT.

DRYWALL INSIDE DIAMETER — FT. EFFECTIVE DEPTH BELOW INLET — FT.

ABSORBENT AREA 540 SQ. FT.

REMARKS: 4/4/97 #1 OK TO CONTINUE MR
4/4/97 #2 OK TO COVER MR

DATE SYSTEM APPROVED 4/4/97 INSPECTOR M. Ritkin

6/6/74

PERMIT

SEWAGE DISPOSAL SYSTEM

MARYLAND STATE DEPARTMENT OF HEALTH

P 19424

A 12931

HOWARD COUNTY

ELLICOTT CITY

DISTRICT 3rd

INDEXED

DATE 2/27/74

Tatrie and Levy Construction Co., Inc. IS PERMITTED TO INSTALL X ALTER

ADDRESS 7000 Longview Road, Simpsonville, Md. 21150 PHONE 531-5866

A SEWAGE DISPOSAL SYSTEM LOCATED AT

SUBDIVISION Woodmark 12127 ROAD Mt. Albert Road LOT 7, Blk. D, Sec.

PROPERTY OWNER Peter Stasiowski E.C. 21043

ADDRESS

SPECIFICATIONS 4 bedrooms

DRAIN FIELD ____ DEPTH ____ FEET, BOTTOM AREA ____ SQ. FT.

SEEPAGE PITS ____ ABSORBENT SIDE-WALL AREA ____ SQ. FT.

SEPTIC TANK CAPACITY 1250 GALLONS

FOR GARBAGE GRINDER, INCREASE DISPOSAL AREA 225 & TANK CAPACITY 50%.

DRY WELL - 100 sq. ft. absorbent sidewall area below inlet pipe per owner. bottom. Inlet pipe 4 ft. below original grade. Maximum depth permitted for dry well below original grade is 12 ft. Place the dry well 149 ft. from the front lot line and 79 ft. from the left sideline as seen when facing the lot from Mt. Albert Road.

NOTE: ALL PIPE FROM HOUSE TO DRY WELL MUST BE CAST IRON.
PERMIT VOID AFTER THREE YEARS.
NOTE: INSTALL STAND PIPE ON SEPTIC TANK AND DRY WELL.

PLANS APPROVED BY Donald W. Monaghan DATE 3/4/68 and 1/4/74

FILL SEPTIC TANK AND DISTRIBUTION BOX WITH WATER BEFORE CALLING FOR AN INSPECTION. COVER NO WORK UNTIL INSPECTED AND APPROVED.

NEITHER THE HOWARD COUNTY COMMISSIONERS NOR THE HEALTH DEPARTMENT IS RESPONSIBLE FOR THE SUCCESSFUL OPERATION OF ANY SYSTEM.

A 12931

12
4
8

13
4
8
416

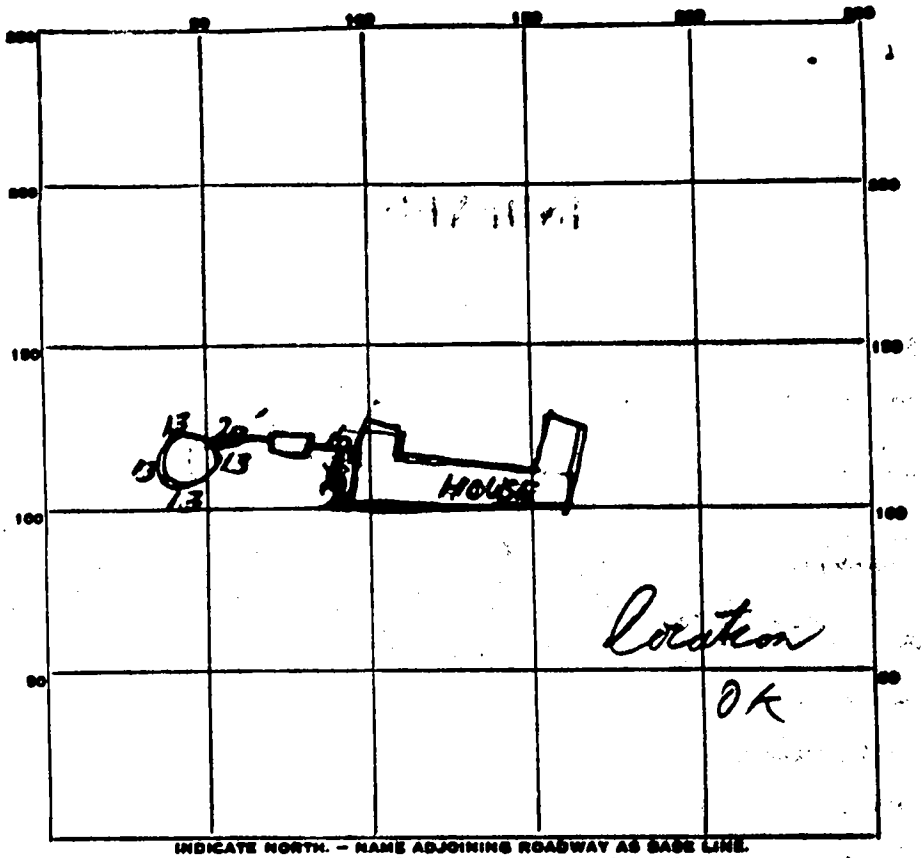

INDICATE NORTH. – NAME ADJOINING ROADWAY AS BASE LINE.

PERMIT CARD MT ALBERT RD

SEPTIC TANK, LEVEL 1250 CLEANOUTS OK

DISTRIBUTION BOX, LEVEL

TILE FIELD, DEPTH — FT. TRENCH WIDTH — FT.

GRAVEL DEPTH — IN. TOTAL LENGTH — FT.

NUMBER OF TRENCHES — TOTAL BOTTOM AREA —

SEEPAGE PITS, ~~INSIDE DIAMETER~~ OUTSIDE PERIMETER FT. DEPTH BELOW INLET 8 FT.

ABSORBENT AREA 416 SQ. FT.

REMARKS

DATE SYSTEM APPROVED 6-6-74 INSPECTOR [signature]

APPLICATION

SEWAGE DISPOSAL TESTING

MARYLAND STATE DEPARTMENT OF HEALTH

A 12951

P

HOWARD COUNTY

ELLICOTT CITY

DISTRICT 3

DATE 7/27/67

Septic Tank - 3 bedroom - 1000 gal.
4 " - 1250 gal.

Dry Well: 100 sq ft absorbent sidewall area below inlet pipe for bedroom. Outlet pipe 4 ft below orig grade. Max depth permitted for dry well below orig grade is 12 ft.

Place Dry Well 149 ft from front lot line and 175' from left side line as seen when facing lot from Mt. Albert Rd.

TO: THE COUNTY HEALTH OFFICER
ELLICOTT CITY, MARYLAND

I, HEREBY, APPLY FOR THE NECESSARY TESTS IN ORDER TO CONSTRUCT (OR RECONSTRUCT) A SEWAGE DISPOSAL SYSTEM.

PROPERTY OWNER Woodmark, Inc.

ADDRESS 231 Chatham Rd., Ellicott City, Md. PHONE HO 5-1345

PROPERTY LOCATION:

SUBDIVISION Woodmark, Inc. LOT NO. 2, Blk. D, Sec. 1

ROAD AND DESCRIPTION Mt. Albert Road

OCCUPANT PHONE

PERSON TO CONSTRUCT SYSTEM

ADDRESS PHONE

SIZE OF LOT 182' x 678' x 370' x 756' TYPE BLDG. 3 or 4 (NUMBER OF BEDROOMS)

IF NOT SINGLE RESIDENCE DESCRIBE

SIGNATURE OF APPLICANT /s/ Mark A. Wakefield

✓ APPROVED BY [illegible] FOR Dry Well (KIND OF SYSTEM) DATE 7-24-68

REJECTED BY FOR (KIND OF SYSTEM) DATE

HOLD PENDING FURTHER TESTS DATE

REASONS FOR REJECTION OR HOLDING

THIS IS NOT A PERMIT

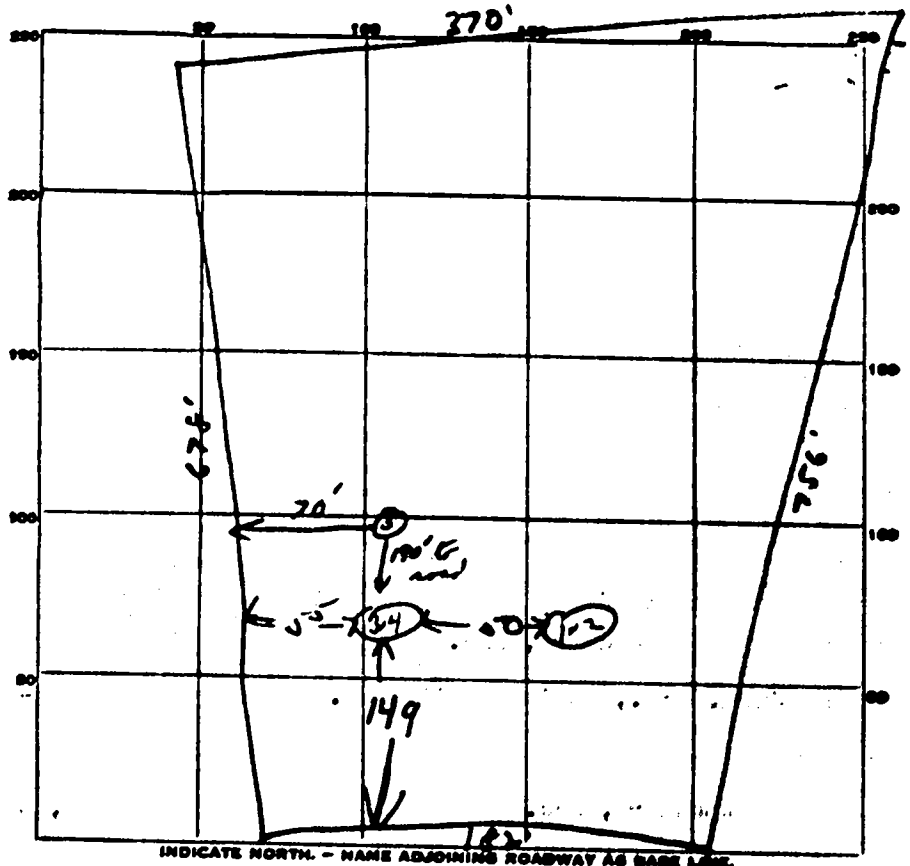

INDICATE NORTH. – NAME ADJOINING ROADWAY AS BASE LINE.

Road A

DATE	TEST NO.	DEPTH	PRE-WET START	PRE-WET STOP	TEST - 1" DROP START	TEST - 1" DROP STOP	TIME
7/11/67	1	4 1/2 ft	3 30	3 32	3 32	3 35	3 min
	2	11 ft	3 30	3 31	3 31	3:38	7 min
	3	4 1/2 ft	3 33	3:34	3:34	3:36	2 min
	4	11 ft	3 35	3:36	3:36	3:38	2 min
1/4/74	5	12	Visual dry, brown	Fluffy loam to	~9 ft		, granite below RM.

Recommend that if this hole used, only count sidewalk dies to depth of 70 ft: RM

SOIL AUGER FINDING _____ 7D

TESTED BY DWM 4 p 4k

REMARKS _____